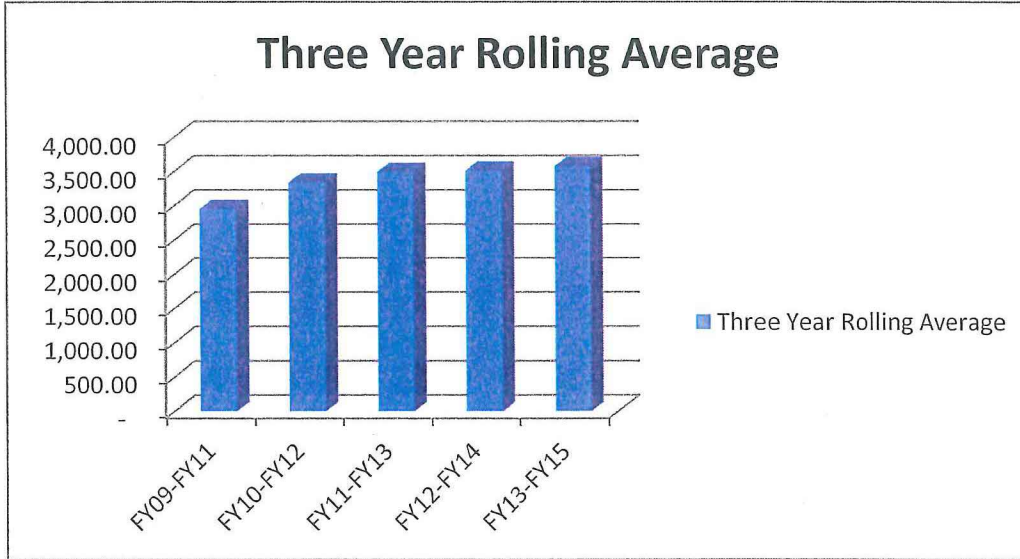


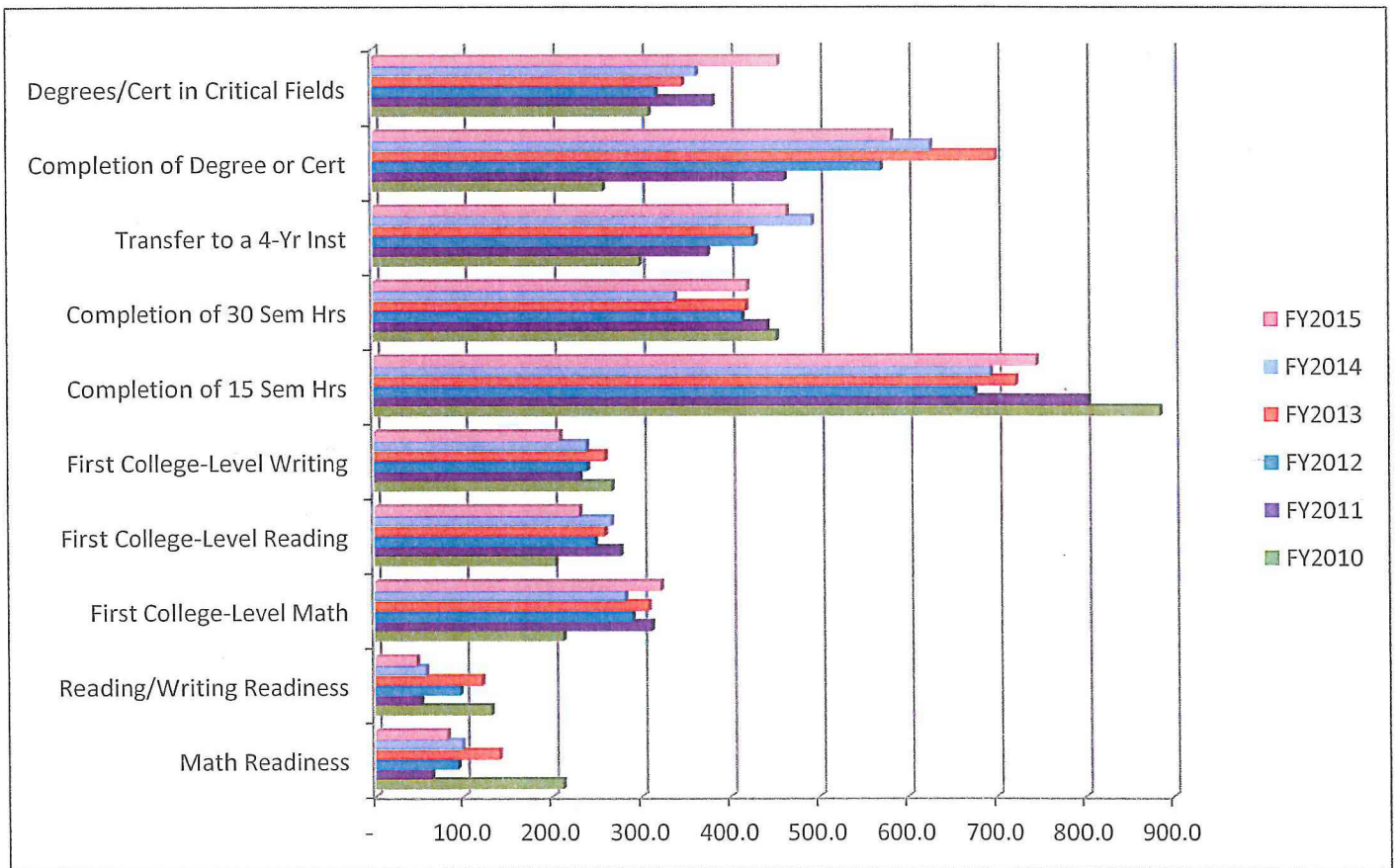
GALVESTON COLLEGE STUDENT SUCCESS POINTS

	FY09-FY11	FY10-FY12	FY11-FY13	FY12-FY14	FY13-FY15
Three Year Rolling Average	2,957.50	3,343.83	3,499.77	3,519.10	3,580.20



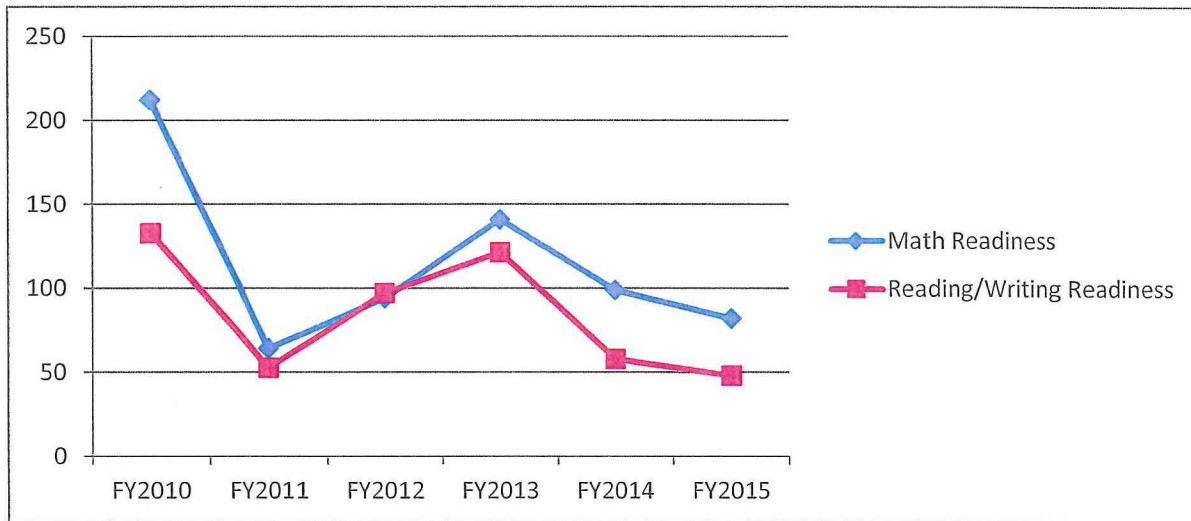
GALVESTON COLLEGE STUDENT SUCCESS POINTS

Student Success Points	FY2010	FY2011	FY2012	FY2013	FY2014	FY2015
Math Readiness	212.0	64.0	94.0	141.0	99.0	82.0
Reading/Writing Readiness	132.5	52.5	97.0	121.5	58.0	48.0
First College-Level Math	213.0	312.0	290.0	308.0	282.0	322.0
First College-Level Reading	204.5	277.0	249.5	260.0	267.0	232.0
First College-Level Writing	268.0	232.5	241.0	260.5	240.0	209.5
Completion of 15 Sem Hrs	885.0	804.0	676.0	723.0	694.0	747.0
Completion of 30 Sem Hrs	454.0	443.0	415.0	419.0	339.0	420.0
Transfer to a 4-Yr Inst	300.0	376.0	430.0	426.0	494.0	466.0
Completion of Degree or Cert	260.0	464.0	572.0	700.0	628.0	584.0
Degrees/Cert in Critical Fields	311.0	382.5	319.5	348.8	364.5	456.8
TOTAL Success Points	3,240.0	3,407.5	3,384.0	3,707.8	3,465.5	3,567.3



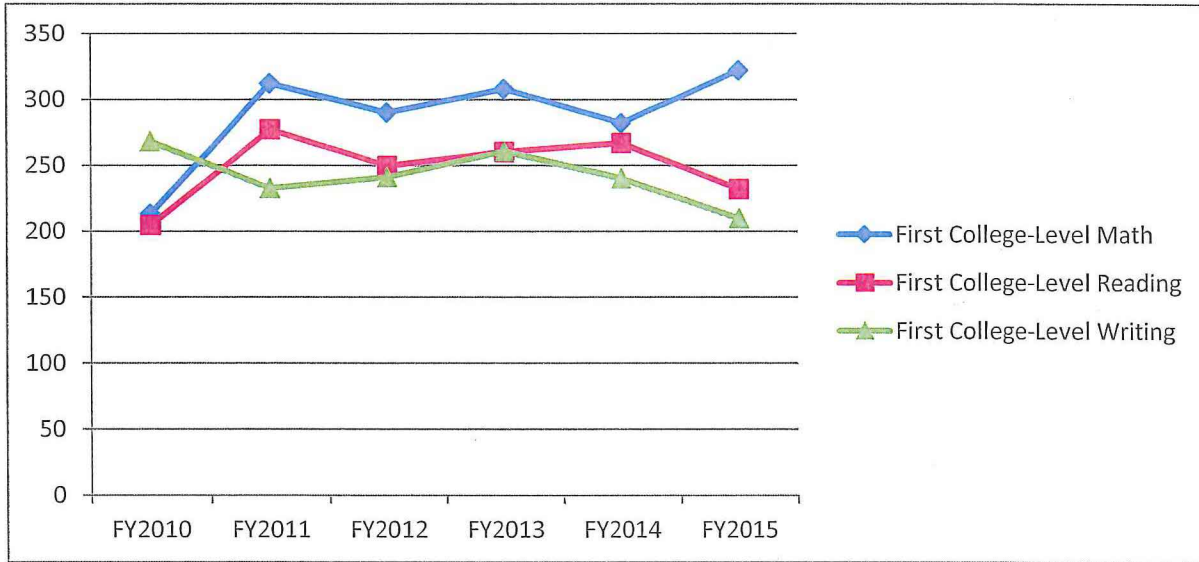
GALVESTON COLLEGE STUDENT SUCCESS POINTS THECB DATA

	FY2010	FY2011	FY2012	FY2013	FY2014	FY2015
Math Readiness	212	64	94	141	99	82
Reading/Writing Readiness	132.5	52.5	97	121.5	58	48



GALVESTON COLLEGE STUDENT SUCCESS POINTS THECB DATA

	FY2010	FY2011	FY2012	FY2013	FY2014	FY2015
First College-Level Math	213	312	290	308	282	322
First College-Level Reading	204.5	277	249.5	260	267	232
First College-Level Writing	268	232.5	241	260.5	240	209.5



GALVESTON COLLEGE STUDENT SUCCESS POINTS THECB DATA

	FY2010	FY2011	FY2012	FY2013	FY2014	FY2015
Completion of 15 Sem Hrs	885	804	676	723	694	747
Completion of 30 Sem Hrs	454	443	415	419	339	420
Transfer to a 4-Yr Inst	300	376	430	426	494	466
Completion of Degree or Cert	260	464	572	700	628	584
Degrees/Cert in Critical Fields	311	382.5	319.5	348.8	364.5	456.8
TOTAL Success Points	3240	3407.5	3384	3707.8	3465.5	3567.3

