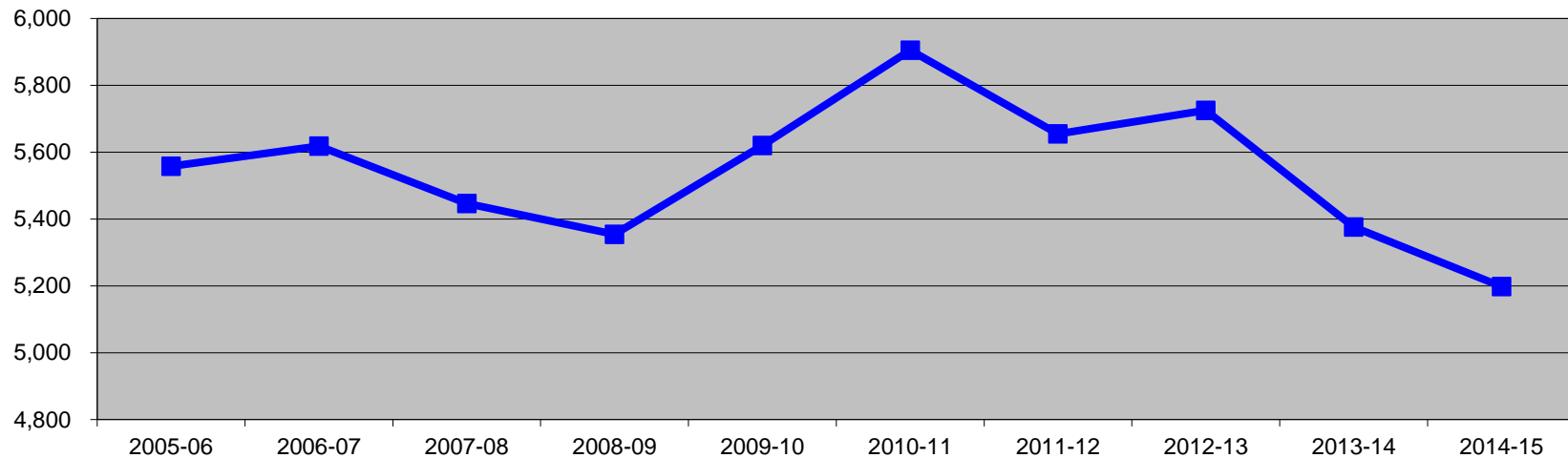


Annual Credit Enrollment *

Academic Years 2005-06 to 2014-15

| ACADEMIC YEAR | FALL | SPRING | SUMMER-1 | SUMMER-2 | TOTAL * |
|---------------|-------|--------|----------|----------|---------|
| 2005-06 | 2,215 | 2,152 | 871 | 320 | 5,558 |
| 2006-07 | 2,113 | 2,164 | 910 | 431 | 5,618 |
| 2007-08 | 2,044 | 2,070 | 923 | 409 | 5,446 |
| 2008-09 | 2,229 | 1,946 | 811 | 368 | 5,354 |
| 2009-10 | 2,167 | 2,230 | 652 | 571 | 5,620 |
| 2010-11 | 2,318 | 2,330 | 748 | 509 | 5,905 |
| 2011-12 | 2,214 | 2,236 | 708 | 497 | 5,655 |
| 2012-13 | 2,193 | 2,227 | 756 | 549 | 5,725 |
| 2013-14 | 2,130 | 2,084 | 683 | 479 | 5,376 |
| 2014-15 | 2,048 | 2,025 | 647 | 478 | 5,198 |

Annual Credit Enrollment by Academic Year *



Source: THECB -- CBM001 reports

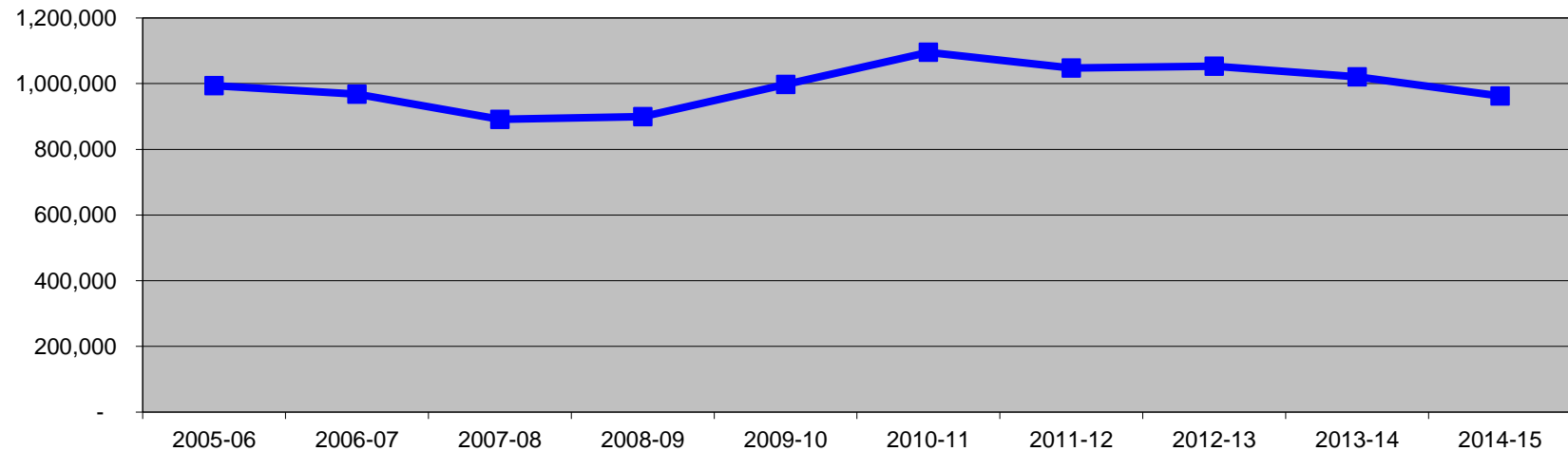
Note: Excludes flex entry and visiting students

* duplicated headcount

Annual Contact Hour Information (Fundable) Academic Years 2005-06 to 2014-15

| ACADEMIC YEAR | FALL | SPRING | SUMMER-1 | SUMMER-2 | TOTAL |
|---------------|---------|---------|----------|----------|-----------|
| 2005-06 | 395,753 | 443,447 | 128,336 | 26,640 | 994,176 |
| 2006-07 | 387,356 | 423,408 | 123,896 | 33,200 | 967,860 |
| 2007-08 | 337,680 | 390,544 | 129,824 | 33,360 | 891,408 |
| 2008-09 | 373,568 | 380,028 | 115,696 | 30,496 | 899,788 |
| 2009-10 | 385,888 | 426,192 | 80,528 | 105,168 | 997,776 |
| 2010-11 | 432,880 | 482,016 | 99,568 | 80,800 | 1,095,264 |
| 2011-12 | 407,792 | 450,912 | 96,448 | 92,752 | 1,047,904 |
| 2012-13 | 392,976 | 464,672 | 101,801 | 93,271 | 1,052,720 |
| 2013-14 | 388,468 | 448,645 | 101,602 | 82,192 | 1,020,907 |
| 2014-15 | 375,923 | 407,589 | 95,723 | 83,296 | 962,531 |

Annual Contact Hours by Academic Year (Fundable)

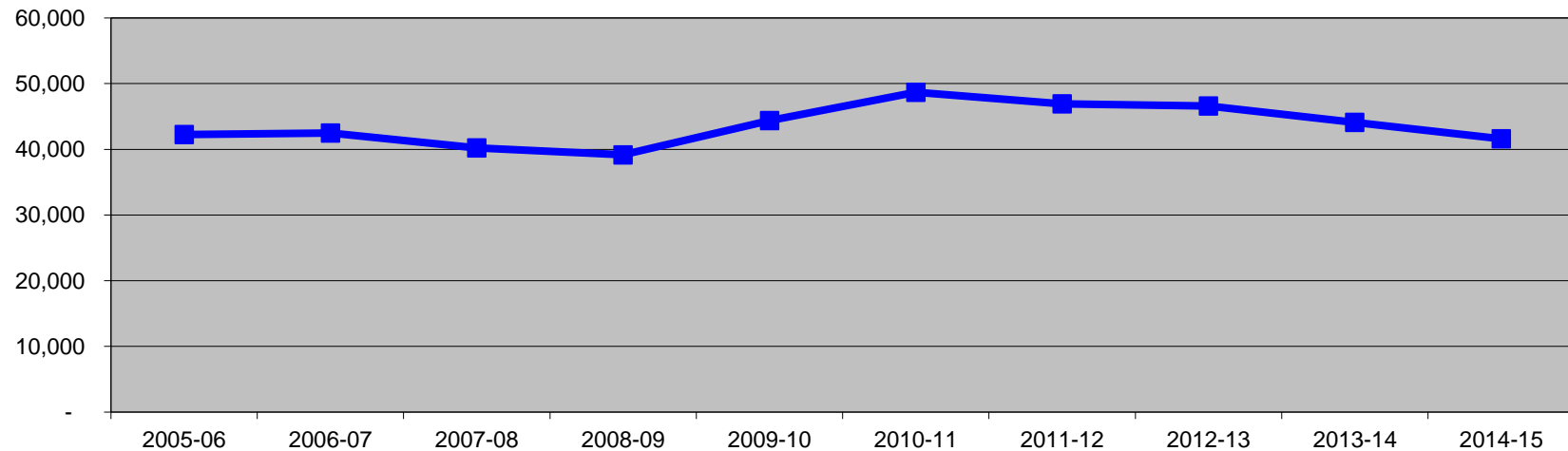


Source: THECB -- CBM004 reports

Annual Semester Credit Hour Information (Fundable) Academic Years 2005-06 to 2014-15

| ACADEMIC YEAR | FALL | SPRING | SUMMER-1 | SUMMER-2 | TOTAL |
|---------------|--------|--------|----------|----------|--------|
| 2005-06 | 17,829 | 18,228 | 4,865 | 1,315 | 42,237 |
| 2006-07 | 17,334 | 18,301 | 5,165 | 1,682 | 42,482 |
| 2007-08 | 16,129 | 17,074 | 5,350 | 1,655 | 40,208 |
| 2008-09 | 17,237 | 16,036 | 4,472 | 1,427 | 39,172 |
| 2009-10 | 17,716 | 18,821 | 3,404 | 4,426 | 44,367 |
| 2010-11 | 19,627 | 21,048 | 4,600 | 3,411 | 48,686 |
| 2011-12 | 18,833 | 19,746 | 4,579 | 3,749 | 46,907 |
| 2012-13 | 17,918 | 20,142 | 4,834 | 3,726 | 46,620 |
| 2013-14 | 17,433 | 18,777 | 4,576 | 3,327 | 44,113 |
| 2014-15 | 16,505 | 17,400 | 4,252 | 3,435 | 41,592 |

Annual Semester Credit Hours by Academic Year (Fundable)

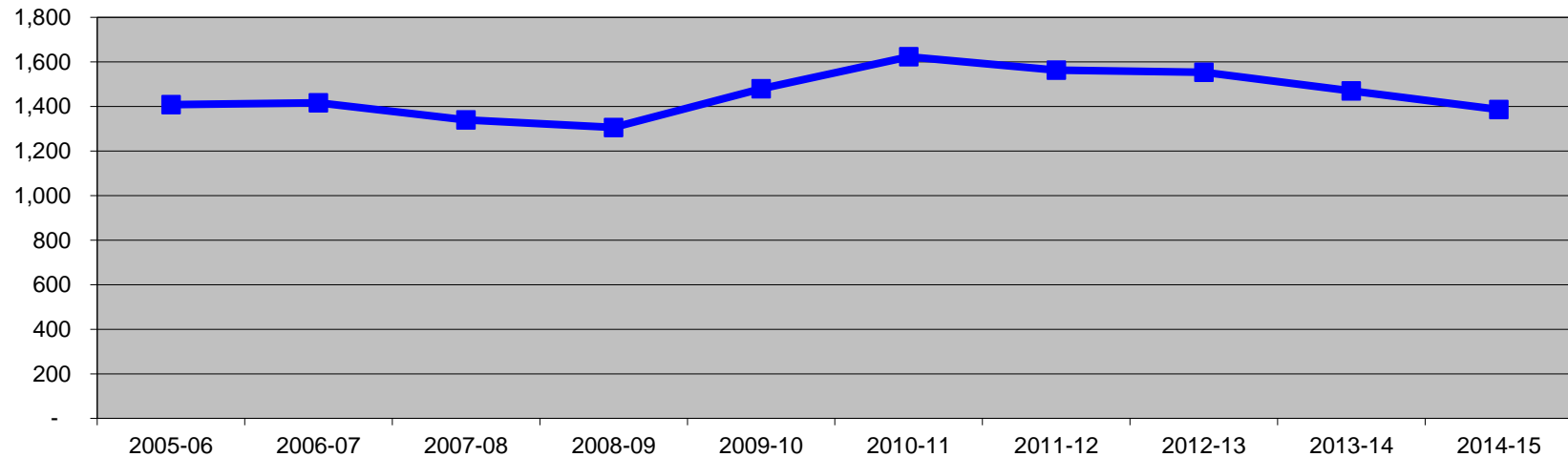


Source: THECB -- CBM004 reports

Annual Full Time Equivalent (FTE) Academic Years 2005-06 to 2014-15

| ACADEMIC YEAR | FALL * | SPRING * | SUMMER-1 * | SUMMER-2 * | Annual FTE ** |
|---------------|---------|----------|------------|------------|---------------|
| 2005-06 | 1,188.6 | 1,215.2 | 324.3 | 87.7 | 1,407.9 |
| 2006-07 | 1,155.6 | 1,220.1 | 344.3 | 112.1 | 1,416.1 |
| 2007-08 | 1,075.3 | 1,138.3 | 356.7 | 110.3 | 1,340.3 |
| 2008-09 | 1,149.1 | 1,069.1 | 298.1 | 95.1 | 1,305.7 |
| 2009-10 | 1,181.1 | 1,254.7 | 226.9 | 295.1 | 1,478.9 |
| 2010-11 | 1,308.5 | 1,403.2 | 306.7 | 227.4 | 1,622.9 |
| 2011-12 | 1,255.5 | 1,316.4 | 305.3 | 249.9 | 1,563.6 |
| 2012-13 | 1,194.5 | 1,342.8 | 322.3 | 248.4 | 1,554.0 |
| 2013-14 | 1,162.2 | 1,251.8 | 305.1 | 221.8 | 1,470.4 |
| 2014-15 | 1,100.3 | 1,160.0 | 283.5 | 229.0 | 1,386.4 |

Annual Semester Credit Hours by Academic Year



Source: THECB -- CBM004 reports

* FTE calculation (by Term): The total # of semester credit hours for a long term divided by 15 semester credit hours.
 ** FTE calculation (Annual): The total # of semester credit hours generated annually divided by 30 semester credit hours.