


Board Investment Report FY 2026
Cash Equivalents and Investments
Second Quarter Fiscal Year 2026 Activity
For December 1, 2025 through February 28, 2026

	<u>Fair Value</u>	<u>Book Value</u>
Beginning Value - December 1, 2025	\$ 35,374,996	\$ 35,374,996
Additions/Subtractions (Net)	11,925,166	11,925,166
Change in Fair Value	-	-
Ending Value - February 28, 2026	<u>\$ 47,300,162</u>	<u>\$ 47,300,162</u>


Earnings for the Second Quarter	364,599
Weighted Average Maturity at Ending Period Date (Days)	1
Weighted Average Earnings Rate for the Second Quarter	3.45%
Benchmark - Quarterly Average of the 4 Week Treasury Yield	3.62%

The above reported investments have been recorded in compliance with generally accepted accounting principles. In the opinion of the investment officers of the College, both this report and the investment portfolio of the College are in compliance with the requirements of the Public Funds Investment Act of the State of Texas and the Investment Policy of the Board of Regents of Galveston Community College District.


For information regarding Galveston College's investment portfolio, please contact Jeff Engbrock at (409) 944-1215.



 W. Myles Shelton, Ed.D.
 Investment Officer



 Dr. Van Patterson
 Investment Officer




 Jeff Engbrock
 Investment Officer


Board Investment Report FY 2026
Cash Equivalents and Investments
Second Quarter Fiscal Year 2026 Activity
For December 1, 2025 through February 28, 2026

Description of Security	Account No. / CUSIP No.	Average Interest Rate	Maturity Date	Beginning Book Value	Ending Book Value	Beginning Fair Value	Additions	Withdrawals	Ending Fair Value	% of Total Portfolio	Weighted Avg. Earnings Rate	Accrued Interest	Days to Maturity	Weighted Avg. Maturity-Days
OPERATING														
Lone Star Investment Pool - Corp	84502	3.808%	Demand	150,407	151,848	150,407	1,441	-	151,848	0.32%	0.01%	-	1	0.00
Lone Star Investment Pool - Gov	84502	3.330%	Demand	9,379,094	20,813,594	9,379,094	15,034,500	(3,600,000)	20,813,594	44.00%	1.47%	-	1	0.44
Logic	151720001	3.811%	Demand	7,505,430	7,577,388	7,505,430	71,958	-	7,577,388	16.02%	0.61%	-	1	0.16
Texpool	000020101	3.689%	Demand	6,678,388	6,740,183	6,678,388	61,795	-	6,740,183	14.25%	0.53%	-	1	0.14
Texas Term Pool	1216-00	3.682%	Demand	5,984,625	6,040,050	5,984,625	55,426	-	6,040,050	12.77%	0.47%	-	1	0.13
MNB Repurchase Account	3128X1P24	0.100%	Open	1,071,930	1,329,582	1,071,930	257,652	-	1,329,582	2.81%	0.00%	-	1	0.03
Vanguard Mutual Fund	09914660032	3.646%	Demand	803,186	810,532	803,186	7,346	-	810,532	1.71%	0.06%	-	1	0.02
TOTAL OPERATING				31,573,060	43,463,178	31,573,060	15,490,117	(3,600,000)	43,463,178	91.89%	3.15%	-	1	0.92
RESTRICTED														
Lone Star Invest. - 2022 Bond Proceeds	84502	3.665%	Demand	1,626,715	1,641,711	1,626,715	14,996	-	1,641,711	3.47%	0.13%	-	1	0.03
Lone Star Invest. - 2022 Bond Reserve	84502	3.665%	Demand	2,175,221	2,195,273	2,175,221	20,052	-	2,195,273	4.64%	0.17%	-	1	0.05
TOTAL RESTRICTED				3,801,936	3,836,984	3,801,936	35,048	-	3,836,984	8.11%	0.30%	-	1	0.08
GRAND TOTAL				35,374,996	47,300,162	35,374,996	15,525,166	(3,600,000)	47,300,162	100%	3.45%	-	1	1.00

The above reported investments have been recorded in compliance with generally accepted accounting principles. In the opinion of the investment officers of the College, both this report and the investment portfolio of the College are in compliance with the requirements of the Public Funds Investment Act of the State of Texas and the Investment Policy of the Board of Regents of Galveston Community College District.

For information regarding Galveston College's investment portfolio, please contact Jeff Engbrock at (409) 944-1215.


W. Myles Shapiro, Ed.D.
Investment Officer


Van Patterson, Ed.D.
Investment Officer


Jeff Engbrock
Investment Officer

**Board Investment Report FY 2026
Interest Earned - Second Quarter
For December 1, 2025 through February 28, 2026**

<u>Investments</u>	<u>Feb</u>	<u>2nd Quarter</u>	<u>Fiscal YTD</u>
Operating			
MNB Money Market Account	168	403	900
Lonestar Corp	441	1,441	3,020
Lonestar Gov	55,661	131,180	226,010
LOGIC	22,066	71,958	150,388
Texpool	18,977	61,795	130,051
Texas Term	17,058	55,426	116,391
Vanguard	2,254	7,346	15,364
Total Investment Operating Interest	116,626	329,548	642,125
Restricted			
Lonestar - 2022 Bond Reserve	4,614	20,052	42,245
Lonestar - 2022 Bond Proceeds	6,169	14,996	31,592
Total Investment Restricted Interest	10,783	35,048	73,837
Demand Deposit			
Moody National Bank	1	3	5
Total Demand Deposit Interest	1	3	5
GRAND TOTAL INTEREST EARNED	127,409	364,599	715,967