


**Board Investment Report FY 2023
Cash equivalents and Investments
Third Quarter Fiscal Year 2023 Activity
For March 1, 2023 through May 31, 2023**


	<u>Fair Value</u>	<u>Book Value</u>
Beginning Value - March 1, 2023	\$ 57,135,499	\$ 57,135,499
Additions/Subtractions (Net)	(9,128,438)	(9,128,438)
Change in Fair Value	-	-
Ending Value - May 31, 2023	<u>48,007,060</u>	<u>48,007,060</u>
Earnings for the Third Quarter		634,346
Weighted Average Maturity at Ending Period Date (Days)		1
Weighted Average Earnings Rate for the Third Quarter		4.99%
Benchmark - Quarterly Average of the 4 week Treasury Yield		4.55%

The above reported investments have been recorded in compliance with generally accepted accounting principles. In the opinion of the investment officers of the College, both this report and the investment portfolio of the College are in compliance with the requirements of the Public Funds Investment Act of the State of Texas and the Investment Policy of the Board of Regents of Galveston Community College District.


For information regarding Galveston College's investment portfolio, please contact Jeff Engbrock at (409) 944-1215.



 W. Myles Shelton, Ed.D.
 Investment Officer



 Dr. Van Patterson
 Investment Officer



 Jeff Engbrock
 Investment Officer

Board Investment Report FY 2023
Interest Earned - Third Quarter of FY 2023
For March 1, 2023 through May 31, 2023


<u>Investments</u>	<u>May</u>	<u>3rd Quarter</u>	<u>Fiscal YTD</u>
Operating			
MNB Money Market Account	106	418	1,223
Lonestar Corp	585	1,664	4,176
Lonestar Gov	60,600	186,931	332,425
LOGIC	29,057	82,793	206,325
Texpool	25,027	71,044	174,427
Texas Term	22,587	64,493	159,281
Vanguard	2,939	8,406	20,592
Moody National Bank CD	-	-	13,798
Total Investment Operating Interest	140,901	415,749	912,248
Restricted			
Lonestar - 2022 Bond Reserve	8,213	\$23,279	229,824
Lonestar - 2022 Bond Proceeds	59,751	195,306	615,131
Total Investment Restricted Interest	67,963	218,585	844,955
Demand Deposit			
Moody National Bank	6	12	33
Total Demand Deposit Interest	6	12	33
GRAND TOTAL INTEREST EARNED	208,870	634,346	1,757,236

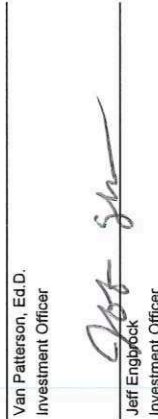
Board Investment Report FY 2023
 Cash Equivalents and Investments
 Third Quarter Fiscal Year 2023 Activity
 For March 1, 2023 through May 31, 2023

Description of Security	Account No. / CUSIP No.	Average Interest Rate	Maturity Date	Beginning Book Value	Ending Book Value	Beginning Fair Value	Additions	Changes	Ending Fair Value	% of Total Portfolio	Weighted Avg. Earnings Rate	Accrued Interest	Days to Maturity	Weighted Avg. Maturity-Days
OPERATING														
Lone Star Investment Pool - Corp	84502	5.037%	Demand	131,046	132,710	131,046	1,664	-	132,710	0.28%	0.01%	-	1	0.00
Lone Star Investment Pool - Gov	84502	5.072%	Demand	17,156,433	13,672,085	17,156,433	1,203,353	(4,687,700)	13,672,085	28.48%	1.44%	-	1	0.28
Logic	151720001	5.020%	Demand	6,542,560	6,625,353	6,542,560	82,793	-	6,625,353	13.80%	0.69%	-	1	0.14
Texpool	000020101	4.824%	Demand	5,843,228	5,914,272	5,843,228	71,044	-	5,914,272	12.32%	0.59%	-	1	0.12
Texas Term Pool	1216-00	4.893%	Demand	5,235,795	5,300,288	5,235,795	64,493	-	5,300,288	11.04%	0.54%	-	1	0.11
MNB Repurchase Account	3128X1PZ4	0.100%	Open	577,711	585,486	577,711	-	(12,226)	585,486	1.18%	0.00%	-	1	0.01
Vanguard Mutual Fund	09914660032	4.738%	Demand	704,097	712,503	704,097	8,406	-	712,503	1.48%	0.07%	-	1	0.01
TOTAL OPERATING				36,190,870	32,922,698	36,190,870	1,431,754	(4,699,926)	32,922,698	66.58%	3.36%	-	-	0.69
RESTRICTED														
Lone Star Invest. - 2022 Bond Proceeds	84502	5.253%	Demand	19,041,100	13,157,554	19,041,100	195,306	(6,078,851)	13,157,554	27.41%	1.44%	-	1	0.27
Lone Star Invest. - 2022 Bond Reserve	84502	4.852%	Demand	1,903,529	1,926,808	1,903,529	23,279	-	1,926,808	4.01%	0.19%	-	1	0.04
TOTAL RESTRICTED				20,944,628	15,084,362	20,944,628	218,585	(6,078,851)	15,084,362	31.42%	1.63%	-	-	0.31
GRAND TOTAL				57,135,499	48,007,060	57,135,499	1,650,339	(10,778,777)	48,007,060	100%	4.99%	-	-	1.00

The above reported investments have been recorded in compliance with generally accepted accounting principles. In the opinion of the investment officers of the College, both this report and the investment portfolio of the College are in compliance with the requirements of the Public Funds Investment Act of the State of Texas and the Investment Policy of the Board of Regents of Galveston Community College District.

For information regarding Galveston College's investment portfolio, please contact Jeff Engbrock at (409) 944-1215.


 W. Myles Shelton, Ed.D.
 Investment Officer


 Van Patterson, Ed D.
 Investment Officer
 Jeff Engbrock
 Investment Officer