


Board Investment Report FY 2022
Cash equivalents and Investments
Portfolio Summary Report
Second Quarter of FY 2022 - December 1, 2021 through February 28, 2022


	<u>Fair Value</u>	<u>Book Value</u>
Beginning Value - December 1, 2021	\$ 23,795,926	\$ 23,795,926
Additions/Subtractions (Net)	41,743,241	41,743,241
Change in Fair Value	-	-
Ending Value - February 28, 2022	<u>65,539,166</u>	<u>65,539,166</u>


Earnings for the Second Quarter	11,374
Weighted Average Maturity at Ending Period Date (Days)	17
Weighted Average Earnings Rate for the Second Quarter	0.08%
Benchmark - One Year Treasury Yield	0.36%

The above reported investments have been recorded in compliance with generally accepted accounting principles. In the opinion of the investment officers of the College, both this report and the investment portfolio of the College are in compliance with the requirements of the Public Funds Investment Act of the State of Texas and the Investment Policy of the Board of Regents of Galveston Community College District.

For information regarding Galveston College's investment portfolio, please contact Jeff Engbrock at (409) 944-1215.


 W. Myles Shelton, Ed.D.
 Investment Officer


 Dr. Van Patterson
 Investment Officer


 Jeff Engbrock
 Investment Officer

Board Investment Report FY 2022
 Cash Equivalents and Investments
 Second Quarter Fiscal Year 2022 Activity
 December 1, 2021 through February 28, 2022

Description of Security	Account No. / CUSIP No.	Average Interest Rate	Maturity Date	Beginning Book Value	Ending Book Value	Beginning Fair Value	Additions	Changes	Ending Fair Value	% of Total Portfolio	Weighted Avg. Earnings Rate	Accrued Interest	Days to Maturity	Weighted Avg. Maturity-Days
OPERATING														
Lone Star Investment Pool - Corp	84502	0.090%	Demand	127,768	127,801	127,768	32	-	127,801	0.19%	0.00%	-	1	0.00
Lone Star Investment Pool - Gov	84502	0.013%	Demand	2,273,946	9,730,140	2,273,946	11,706,194	(4,250,000)	9,730,140	14.85%	0.00%	-	1	0.15
Logic	151720001	0.090%	Demand	6,382,721	6,384,124	6,382,721	1,403	-	6,384,124	9.74%	0.01%	-	1	0.10
Texpool	000020101	0.045%	Demand	5,711,389	5,712,031	5,711,389	641	-	5,712,031	8.72%	0.00%	-	1	0.09
Texas Term Pool	1216-00	0.020%	Demand	5,116,080	5,116,288	5,116,080	208	-	5,116,288	7.81%	0.00%	-	1	0.08
MNB Repurchase Account	3128X1PZ4	0.200%	Open	472,673	1,077,091	472,673	604,417	-	1,077,091	1.64%	0.00%	-	1	0.02
Moody Bank CD	60020393	1.000%	2/12/23	3,022,513	3,030,138	3,022,513	7,625	-	3,030,138	4.62%	0.05%	1,339	349	16.14
Vanguard Mutual Fund	09914660032	0.047%	Demand	688,835	688,890	688,835	55	-	688,890	1.05%	0.00%	-	1	0.01
TOTAL OPERATING				23,795,926	31,866,502	23,795,926	12,320,576	(4,250,000)	31,866,502	48.62%	0.07%	1,339	1	16.58
RESTRICTED														
Lone Star Invest. - 2022 Bond Proceeds	84502	0.020%	Demand	-	31,812,397	-	31,812,397	-	31,812,397	48.54%	0.01%	-	1	0.49
Lone Star Invest. - 2022 Bond Reserve	84502	0.020%	Demand	-	1,860,268	-	1,860,268	-	1,860,268	2.84%	0.00%	-	1	0.03
TOTAL RESTRICTED				-	33,672,664	-	33,672,664	-	33,672,664	51.38%	0.01%	-	1	0.51
GRAND TOTAL				23,795,926	65,539,166	23,795,926	45,993,241	(4,250,000)	65,539,166	100%	0.08%	1,339	1	17.09

The above reported investments have been recorded in compliance with generally accepted accounting principles. In the opinion of the investment officers of the College, both this report and the investment portfolio of the College are in compliance with the requirements of the Public Funds Investment Act of the State of Texas and the investment Policy of the Board of Regents of Galveston Community College District.

For information regarding Galveston College's investment portfolio, please contact Jeff Engbrock at (409) 944-1215.


 W. Myles Shelton, Ed.D.
 Investment Officer


 Van Patterson, Ed.D.
 Investment Officer


 Jeff Engbrock
 Investment Officer

Board Investment Report FY 2022
Interest Earned - Second Quarter of FY 2022
For December 1, 2021 through February 28, 2022

<u>Investments</u>	<u>February</u>	<u>2nd Quarter</u>	<u>Fiscal YTD</u>
Operating			
MNB Money Market Account	276	742	1,597
Lonestar Corp	11	29	47
Lonestar Gov	192	253	277
LOGIC	529	1,403	1,994
Texpool	277	641	1,122
Texas Term	65	208	426
Vanguard	38	55	72
Moody National Bank CD	2,500	7,500	15,000
Total Investment Operating Interest	3,889	10,831	20,536
Restricted			
Lonestar - 2022 Bond Reserve	29	29	29
Lonestar - 2022 Bond Proceeds	489	489	489
Total Investment Restricted Interest	517	517	517
Demand Deposit			
Moody National Bank	13	25	51
Total Demand Deposit Interest	13	25	51
GRAND TOTAL INTEREST EARNED	4,419	11,374	21,104