


**Board Investment Report FY 2024
Cash equivalents and Investments
First Quarter Fiscal Year 2024 Activity
For September 1, 2023 through November 30, 2023**


	<u>Fair Value</u>	<u>Book Value</u>
Beginning Value - September 1, 2023	\$ 40,020,149	\$ 40,020,149
Additions/Subtractions (Net)	(4,013,477)	(4,013,476.51)
Change in Fair Value	-	-
Ending Value - November 30, 2023	<u>36,006,673</u>	<u>36,006,673</u>


Earnings for the First Quarter	494,680
Weighted Average Maturity at Ending Period Date (Days)	1
Weighted Average Earnings Rate for the First Quarter	5.20%
Benchmark - Quarterly Average of the 4 week Treasury Yield	5.29%

The above reported investments have been recorded in compliance with generally accepted accounting principles. In the opinion of the investment officers of the College, both this report and the investment portfolio of the College are in compliance with the requirements of the Public Funds Investment Act of the State of Texas and the Investment Policy of the Board of Regents of Galveston Community College District.

For information regarding Galveston College's investment portfolio, please contact Jeff Engbrock at (409) 944-1215.


W. Myles Shelton, Ed.D.
Investment Officer


Dr. Van Patterson
Investment Officer


Jeff Engbrock
Investment Officer

Board Investment Report FY 2024
 Cash Equivalents and Investments
 First Quarter Fiscal Year 2024 Activity
 For September 1, 2023 through November 30, 2023

Description of Security	Account No. / CUSIP No.	Average Interest Rate	Maturity Date	Beginning Book Value	Ending Book Value	Beginning Fair Value	Additions	Withdrawals	Ending Fair Value	% of Total Portfolio	Weighted Avg. Earnings Rate	Accrued Interest	Days to Maturity	Weighted Avg. Maturity-Days
OPERATING														
Lone Star Investment Pool - Corp	84502	5.529%	Demand	134,509	136,386	134,509	1,876	-	136,386	0.38%	0.02%	-	1	0.00
Lone Star Investment Pool - Gov	84502	5.234%	Demand	9,961,551	9,247,281	9,961,551	4,285,730	(5,000,000)	9,247,281	25.68%	1.34%	-	1	0.26
Logic	151720001	5.499%	Demand	6,714,971	6,808,141	6,714,971	93,170	-	6,808,141	18.91%	1.04%	-	1	0.19
Texpool	000020101	5.313%	Demand	5,991,559	6,071,849	5,991,559	80,290	-	6,071,849	16.86%	0.90%	-	1	0.17
Texas Term Pool	-1216-00	5.319%	Demand	5,369,985	5,442,034	5,369,985	72,039	-	5,442,034	15.11%	0.80%	-	1	0.15
MNB Repurchase Account	3128X1PZ4	0.100%	Open	942,986	731,032	942,986	-	(211,954)	731,032	2.03%	0.00%	-	1	0.02
Vanguard Mutual Fund	06914660032	5.233%	Demand	721,710	731,234	721,710	9,524	-	731,234	2.03%	0.11%	-	1	0.02
TOTAL OPERATING				29,837,282	29,167,957	29,837,282	4,542,629	(5,211,954)	29,167,957	81.01%	4.21%	-	-	0.81
RESTRICTED														
Lone Star Invest. - 2022 Bond Proceeds	84502	5.194%	Demand	8,230,860	4,860,655	8,230,860	91,901	(3,462,106)	4,860,655	13.50%	0.70%	-	1	0.13
Lone Star Invest. - 2022 Bond Reserve	84502	5.292%	Demand	1,952,007	1,978,061	1,952,007	26,054	-	1,978,061	5.49%	0.29%	-	1	0.05
TOTAL RESTRICTED				10,182,867	6,838,716	10,182,867	117,955	(3,462,106)	6,838,716	18.99%	0.99%	-	-	0.19
GRAND TOTAL				40,020,149	36,006,673	40,020,149	4,660,583	(8,674,060)	36,006,673	100%	5.20%	-	-	1.00

The above reported investments have been recorded in compliance with generally accepted accounting principles. In the opinion of the investment officers of the College, both this report and the investment portfolio of the College are in compliance with the requirements of the Public Funds Investment Act of the State of Texas and the Investment Policy of the Board of Regents of Galveston Community College District.

For information regarding Galveston College's investment portfolio, please contact Jeff Engbrock at (409) 944-1215.



 W. Myles Spauldine, Ed.D.
 Investment Officer



 Van Patterson, Ed.D.
 Investment Officer



 Jeff Engbrock
 Investment Officer

Board Investment Report FY 2024
Interest Earned - First Quarter of FY 2024
For September 1, 2023 through November 30, 2023

<u>Investments</u>	<u>Nov</u>	<u>1st Quarter</u>	<u>Fiscal YTD</u>
Operating			
MNB Money Market Account	105	408	408
Lonestar Corp	627	1,876	1,876
Lonestar Gov	39,692	119,402	119,402
LOGIC	30,970	93,170	93,170
Texpool	26,693	80,290	80,290
Texas Term	23,903	72,039	72,039
Vanguard	3,192	9,524	9,524
Total Investment Operating Interest	125,182	376,709	376,709
Restricted			
Lonestar - 2022 Bond Reserve	8,660.96	26,054	26,054
Lonestar - 2022 Bond Proceeds	25,841.16	91,901	91,901
Total Investment Restricted Interest	34,502	117,955	117,955
Demand Deposit			
Moody National Bank	5	16	16
Total Demand Deposit Interest	5	16	16
GRAND TOTAL INTEREST EARNED	159,688	494,680	494,680